



STUDENTS FEEDBACK ANALYSIS REPORT: 2021-22

Feedback are collected from the students of Murazar college to assess the students satisfaction regarding the service provided by the college. It has been taken on curriculum enrichment and its implementations teaching learning process and overall evolution of the course. Majority of the students showed their positive response towards the content of the courses, infrastructure and teaching learning mechanism of the college. Responses of the students are as follows:-

Total Response: 100 (No of students in percentage)

Table: 1

Sl No	Particulars	Excellent	Very Good	Good	Satisfactory	Unsatisfactory
1	Do you think that the course content in the syllabus is pertinent?	20	45	20	10	5
2	Has the syllabus been able to fulfill Your expectations?	15	50	30	5	0
3	The teacher's are responsive to Students needs and problems.	20	40	30	10	0
4	The course objectives are clear.	10	20	30	35	5
5	Do you feel the content in the course is helping you in facing various issues in daily life?	5	20	30	35	10
6	Is fair with respect to internal evaluation?	15	25	45	15	0
7	Provides adequate supplementary reading materials by the teachers.	10	25	40	25	0
8	The overall environment of the college is conducive to learning.	10	25	45	20	0
9	Are you satisfied with the teaching staff and their teaching method?	15	50	30	5	0
10	How satisfied are you with the Facilities provided by the college?	5	30	40	15	10



Principal
MURAZAR COLLEGE
P.O. Murazar
Hojai (Assam)

Table: 2 Response of Percentage:

Scale	Q1	Q2	Q3	Q4	Q5	Q6	Q7	Q8	Q9	Q10
Excellent	20	15	20	10	5	15	10	10	15	5
Very Good	45	50	40	20	20	25	25	25	50	30
Good	20	30	30	30	30	45	40	45	30	40
Satisfactory	10	5	10	35	35	15	25	20	5	15
Un-Satisfactory	5	0	0	5	10	0	0	0	0	10

Figure1 Responses in Percentage:

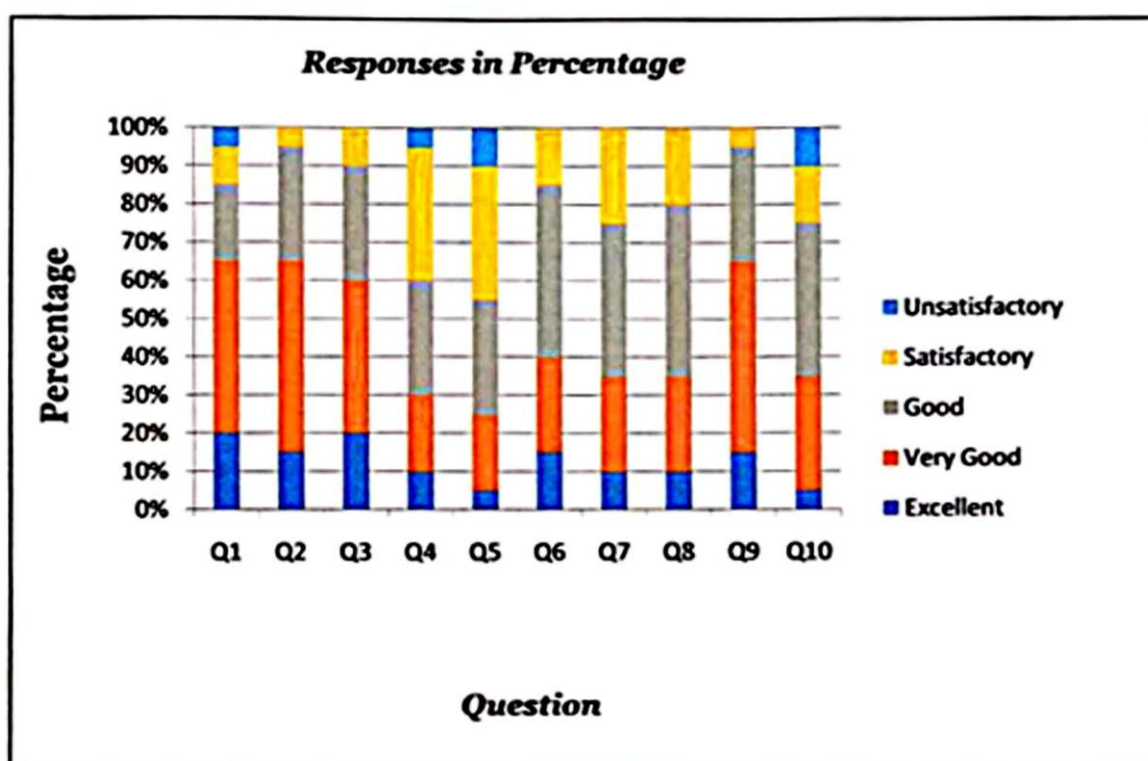
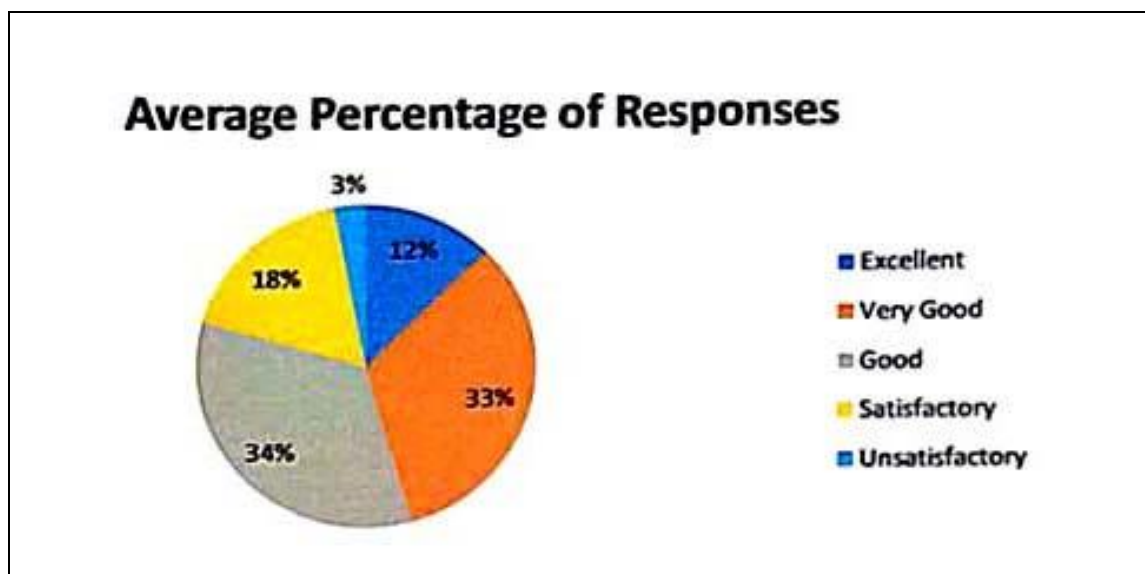


Table: 3 Average percentage of response

Scale	Average percentage of response
Excellent	12.5
Very Good	33
Good	34
Satisfactory	17.5
Un-Satisfactory	3


 Principal
 MURAZAR COLLEGE
 P.O. Murazar
 Hojai (Assam)


Figure: 2 Average response of percentage



A close notice of the above pie chart reveals that 12% students rated curriculum as Excellent. 33% students rated very good while 34% students rated the same as good. Moreover 18% students rated the curriculum structure as satisfactory and on 3% students rated the curriculum as unsatisfactory.

Suggestion of the students:

- Provide more furniture for girls common room.
- Fulfill the need of sports materials.
- More books and study materials are to be provided.
- More skill enhancement courses maybe included in the course c curriculum.


Principal
Murazar College
Principal
MURAZAR COLLEGE
P.O. Murazar
Hojai (Assam)



STUDENTS FEEDBACK ANALYSIS REPORT: 2022-23

Feedback are collected from the students of Murazar college to assess the students satisfaction regarding the service provided by the college. It has been taken on curriculum enrichment and its implementations teaching learning process and overall evolution of the course. Majority of the students showed their positive response towards the content of the courses, infrastructure and teaching learning mechanism of the college. Responses of the students are as follows:-

Total Response: 100 (No of students in percentage)

Table: 1

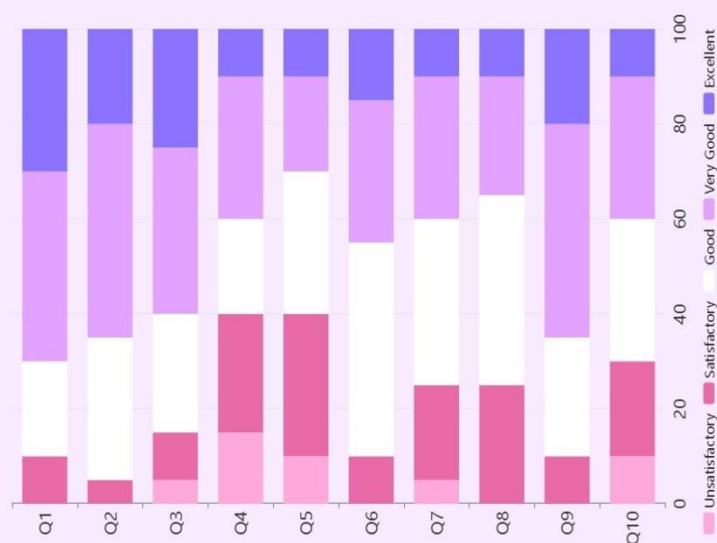
Sl No	Particulars	Excellent	Very Good	Good	Satisfactory	Un-satisfactory
1	Do you think that the course content in the syllabus is pertinent?	30	40	20	10	0
2	Has the syllabus been able to fulfill Your expectations?	20	45	30	5	0
3	The teacher's are responsive to Students needs and problems.	25	35	25	10	5
4	The course objectives are clear.	10	30	20	25	15
5	Do you feel the content in the course is helping you in facing various issues in daily life?	10	20	30	30	10
6	Is fair with respect to internal evaluation?	15	30	45	10	0
7	Provides adequate supplementary reading materials by the teachers.	10	30	35	20	5
8	The overall environment of the college is conducive to learning.	10	25	40	25	0
9	Are you satisfied with the teaching staff and their teaching method?	20	45	25	10	0
10	How satisfied are you with the Facilities provided by the college?	10	30	30	20	10


Principal
MURAZAR COLLEGE
P.O. Murazar
Hojai (Assam)

Table: 2 Response of Percentage:

Scale	Q1	Q2	Q3	Q4	Q5	Q6	Q7	Q8	Q9	Q10
Excellent	30	20	25	10	10	15	10	10	20	10
Very Good	40	45	35	30	20	30	30	25	45	30
Good	20	30	25	20	30	45	35	40	25	30
Satisfactory	10	5	10	25	30	10	20	25	10	20
Un-Satisfactory	0	0	5	15	10	0	5	0	0	10

Figure1 Responses in Percentage:



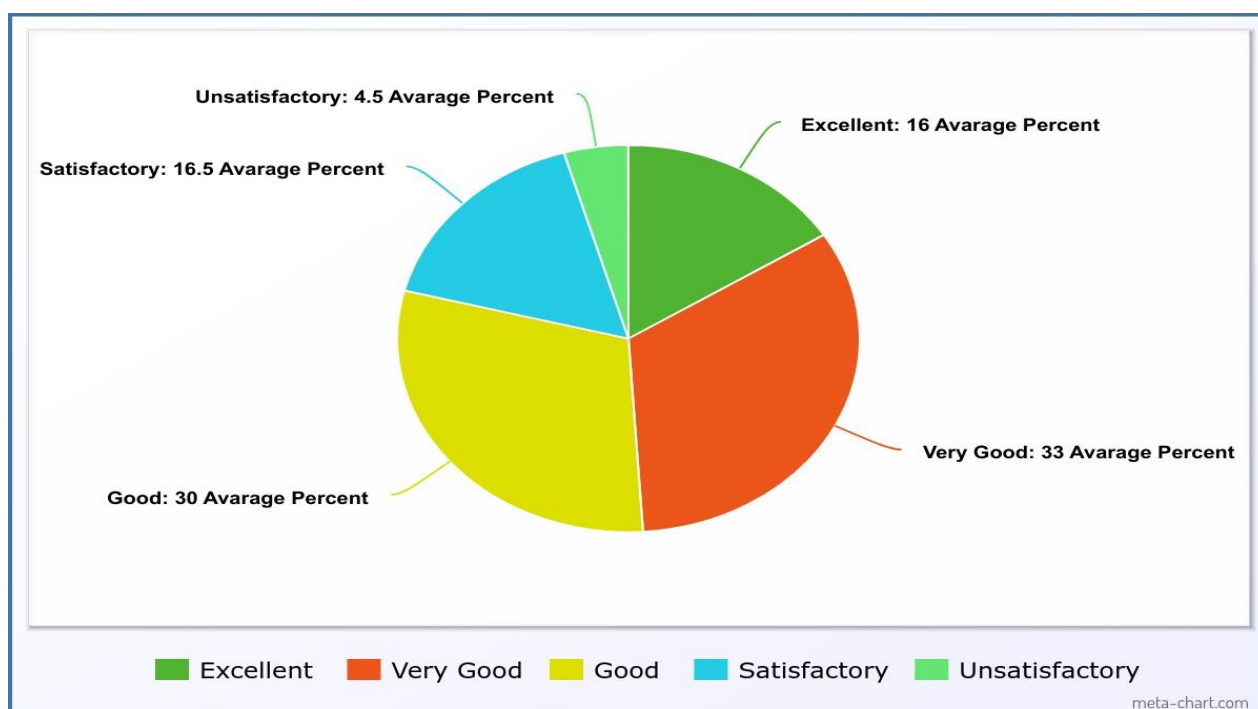
SAW
Principal
MURAZAR COLLEGE
P.O. Murazar
Hojai (Assam)

Table: 3 Average percentage of response

Scale	Average percentage of response
Excellent	16
Very Good	33
Good	30
Satisfactory	16.5
Un-Satisfactory	4.5




Figure: 2 Average response of percentage



A close notice of the above pie chart reveals that 16% students rated curriculum as Excellent. 33% students rated very good while 30% students rated the same as good. Moreover 16.5% students rated the curriculum structure as satisfactory and on 4.5% students rated the curriculum as unsatisfactory.

Suggestion of the students:

- Provide more furniture for girls common room.
- Fulfill the need of sports materials.
- More books and study materials are to be provided.
- More skill enhancement courses maybe included in the course c curriculum.


Principal
Murazar College
P.O. Murazar
Hojai (Assam)



TEACHERS FEEDBACK ANALYSIS REPORT 2021-22

To bring a balance between teaching learning process, rectify the views of the teachers on the given course content and its implementation. From each and every faculty members of the institution, a feedback form is collected on each course they taught. The opinion of the teachers is given in the following table:

Total response: 20 (No of response in percentage)

Table:-1

Sl No	Particulars	Strongly Agree %	Agree %	Neutral %	Disagree %	Strongly Disagree %
1	Objectives and outcomes of the course are well defined and clear to faculties and Students.	25	55	10	10	0
2	Sufficient number of text and reference Books are available in the college library.	10	50	10	30	0
3	Infrastructural facilities such as reading rooms, classrooms, toilet facilities, drinking water facilities etc. are available in the college	30	50	10	10	0
4	Internal & external Examinations conducted well in time with proper coverage of all units in the curriculum	40	50	0	10	0
5	Facilities are given freedom to express their opinions for the overall development of the college.	50	50	0	0	0
6	The syllabus needs frequent revision to Keep up the pace of the changing world.	30	50	10	10	0
7	The academic calendar provides you sufficient time to complete the syllabus on due time.	50	50	0	0	0


Principal
MURAZAR COLLEGE
P.O. Murazar
Nagaon (Assam)



Table: -2 Response in percentage (Teacher)

Scale	Q1	Q2	Q3	Q4	Q5	Q6	Q7
Strongly Agree	25	10	30	40	50	30	50
Agree	55	50	50	50	50	50	50
Neutral	10	10	10	0	0	10	0
Disagree	10	30	10	10	0	10	0
Strongly Disagree	0	0	0	0	0	0	0

Figure 1 Responses in Percentage

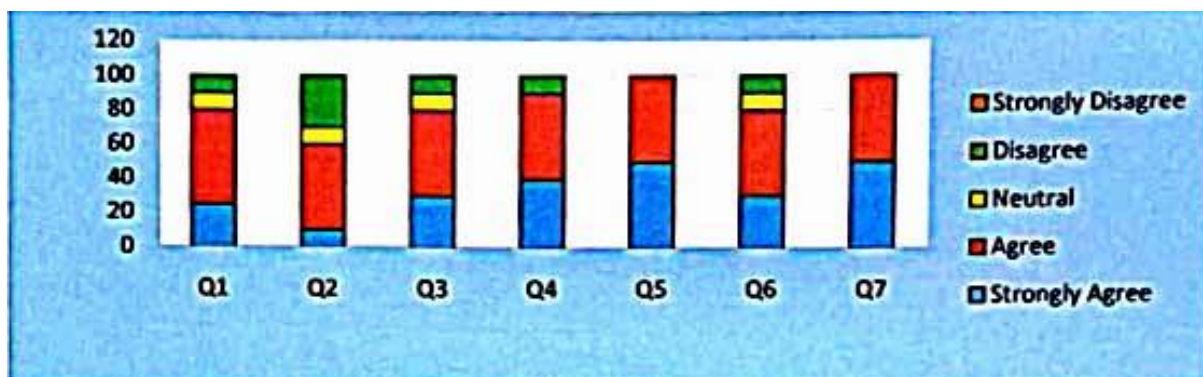


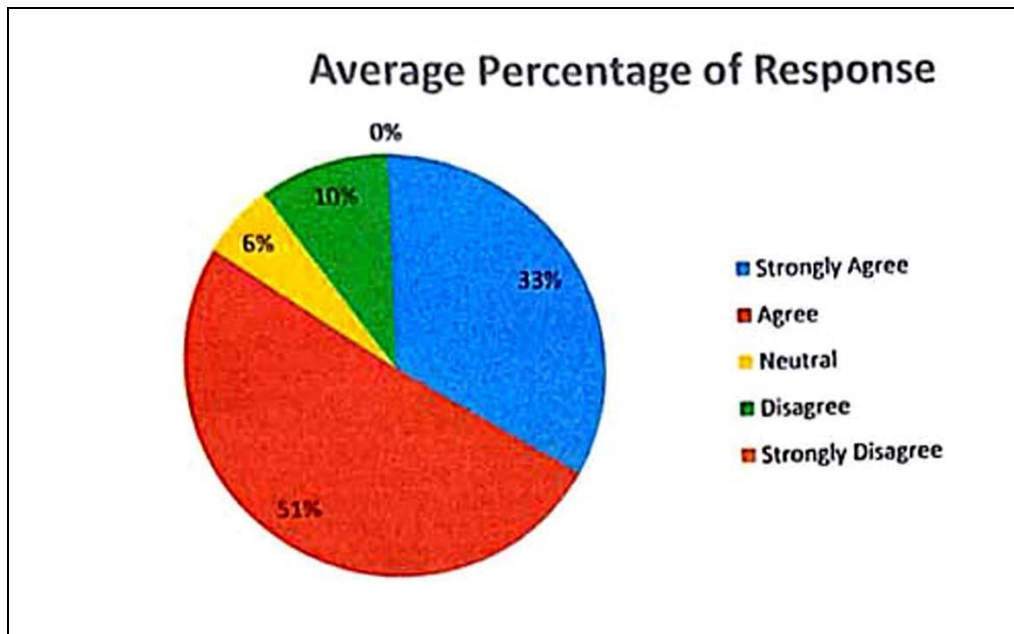
Table: -3 Average Percentage of Responses

Scale	Average Percentage of Responses
Strongly Agree	33.57
Agree	50.71
Neutral	5.7
Disagree	10
Strongly Disagree	0

Signature
Principal
MURAZAR COLLEGE
P.O. Murazar
Hojai (Assam)



Figure 2: Average Percentage of Response



Most of the Teachers (Strongly agree and Agree) are satisfied with the description, only 6% of teachers are found disagree .

Suggestion of the teachers:

- Needed digital Class rooms
- Needed separate toilets for lady teachers with running water facilities.
- Library facilities are to be developed along with more books, reference books & Journals.
- A few teachers suggested for providing projector for presentation.
- Additional Class Rooms are required.


Principal
Murazar College
Principal
MURAZAR COLLEGE
P.O. Murazar
Hojai (Assam)



TEACHERS FEEDBACK ANALYSIS REPORT 2022-23

To bring a balance between teaching learning process, rectify the views of the teachers on the given course content and its implementation. From each and every faculty members of the institution, a feedback form is collected on each course they taught. The opinion of the teachers is given in the following table:

Total response: 20 (No of response in percentage)

Table:-1

Sl No	Particulars	Strongly Agree %	Agree %	Neutral %	Disagree %	Strongly Disagree %
1	Objectives and outcomes of the course are well defined and clear to faculties and Students.	30	60	10	0	0
2	Sufficient number of text and reference Books are available in the college library.	20	50	15	15	0
3	Infrastructural facilities such as reading rooms, classrooms, toilet facilities, drinking water facilities etc. are available in the college	30	55	10	5	0
4	Internal & external Examinations conducted well in time with proper coverage of all units in the curriculum	40	50	10	0	0
5	Facilities are given freedom to express their opinions for the overall development of the college.	60	40	0	0	0
6	The syllabus needs frequent revision to Keep up the pace of the changing world.	30	50	10	10	0
7	The academic calendar provides you sufficient time to complete the syllabus on due time.	50	50	0	0	0


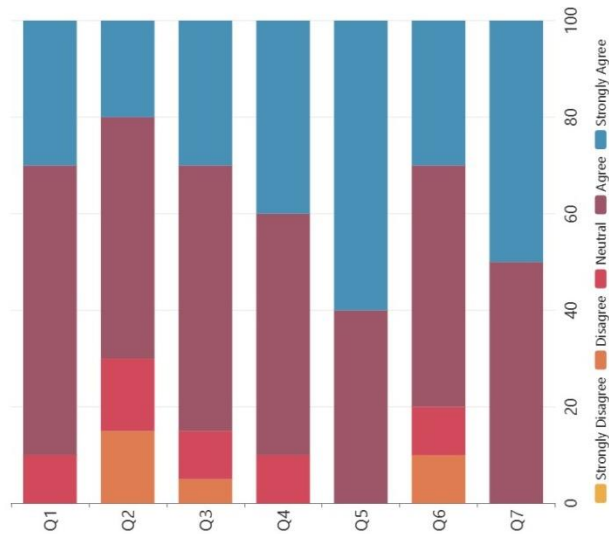

Principal
MURAZAR COLLEGE
P.O. Murazar
Hojai (Assam)



Table: -2 Response in percentage (Teacher)

Scale	Q1	Q2	Q3	Q4	Q5	Q6	Q7
Strongly Agree	30	20	30	40	60	30	50
Agree	60	50	55	50	40	50	50
Neutral	10	15	10	10	0	10	0
Disagree	0	15	5	0	0	10	0
Strongly Disagree	0	0	0	0	0	0	0

Figure 1 Responses in Percentage (Stacked bar diagram)




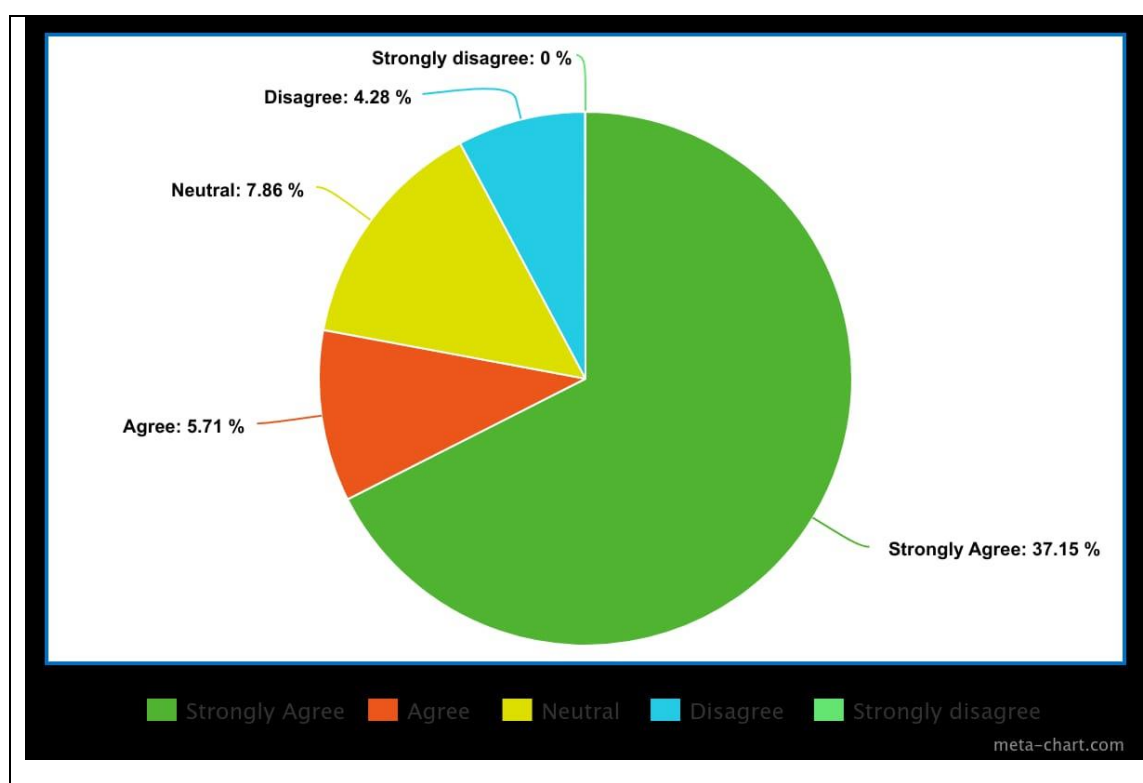

 Principal
 MURAZAR COLLEGE
 P.O. Murazar
 Hojai (Assam)

Table: -3 Average Percentage of Responses

Scale	Average Percentage of Responses
Strongly Agree	37.15
Agree	50.71
Neutral	7.86
Disagree	4.28
Strongly Disagree	0




Figure 2: Average Percentage of Response



Most of the Teachers (Strongly agree and Agree) are satisfied with the description, only 4.28% of teachers are found disagree .

Suggestion of the teachers:

- Needed digital Class rooms
- Needed separate toilets for lady teachers with running water facilities.
- Library facilities are to be developed along with more books, reference books & Journals.
- A few teachers suggested for providing projector for presentation.
- Additional Class Rooms are required.

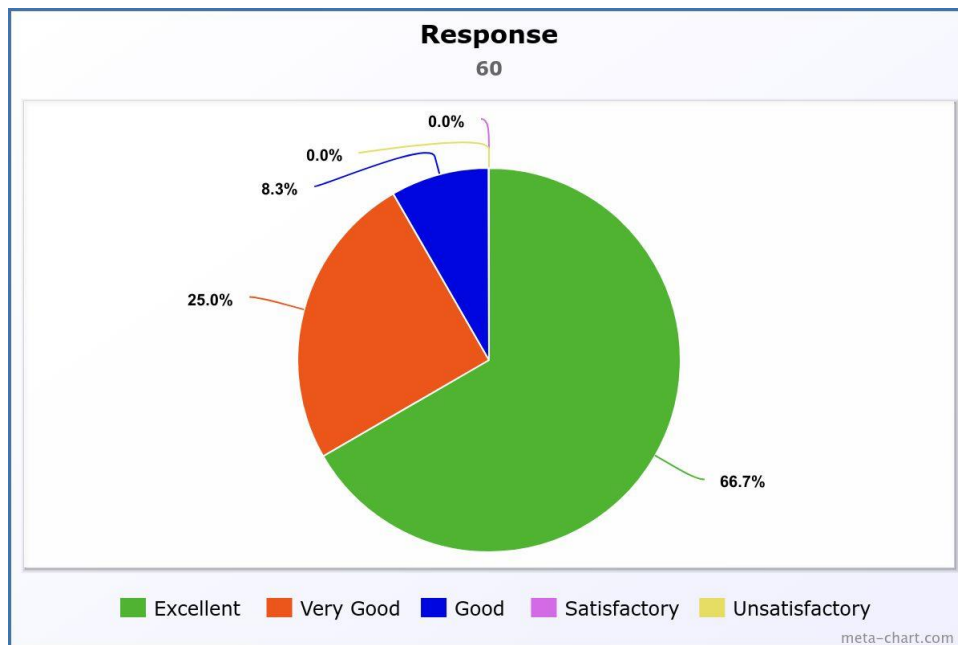

Principal
Murazar College
Principal
MURAZAR COLLEGE
P.O. Murazar
Hojai (Assam)

Alumni Feedback Report

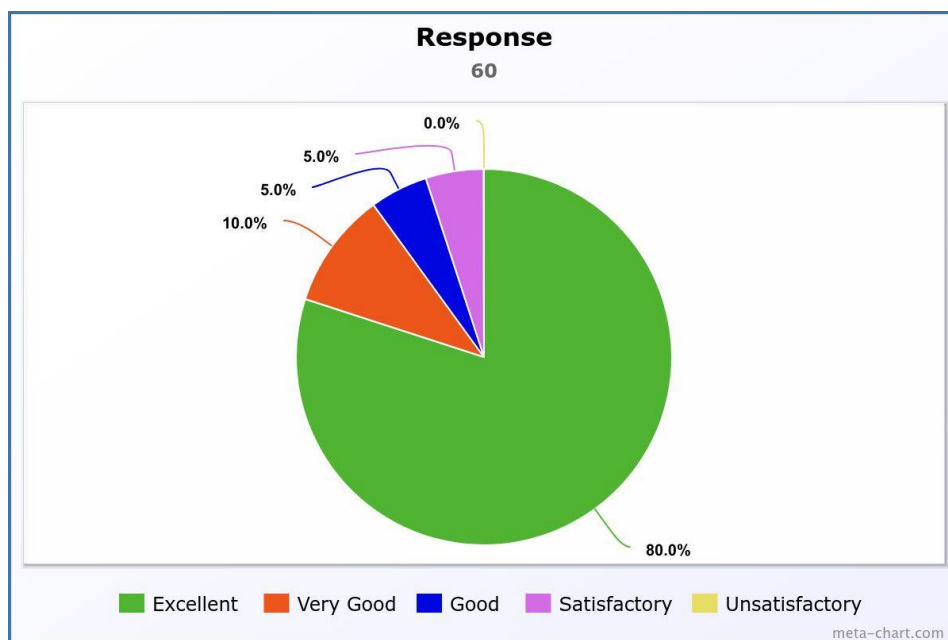
Respondent: 60



Q.1: The Relevance of the curriculum of B.A. in connection with Higher Education.



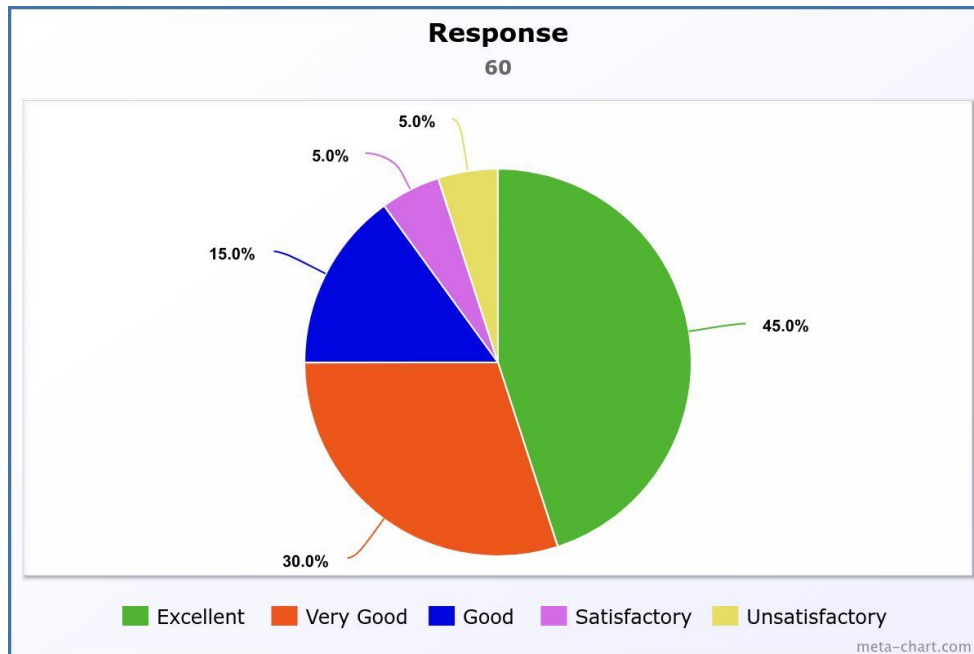
Q.2: How satisfied are you with the facilities provided by the College?



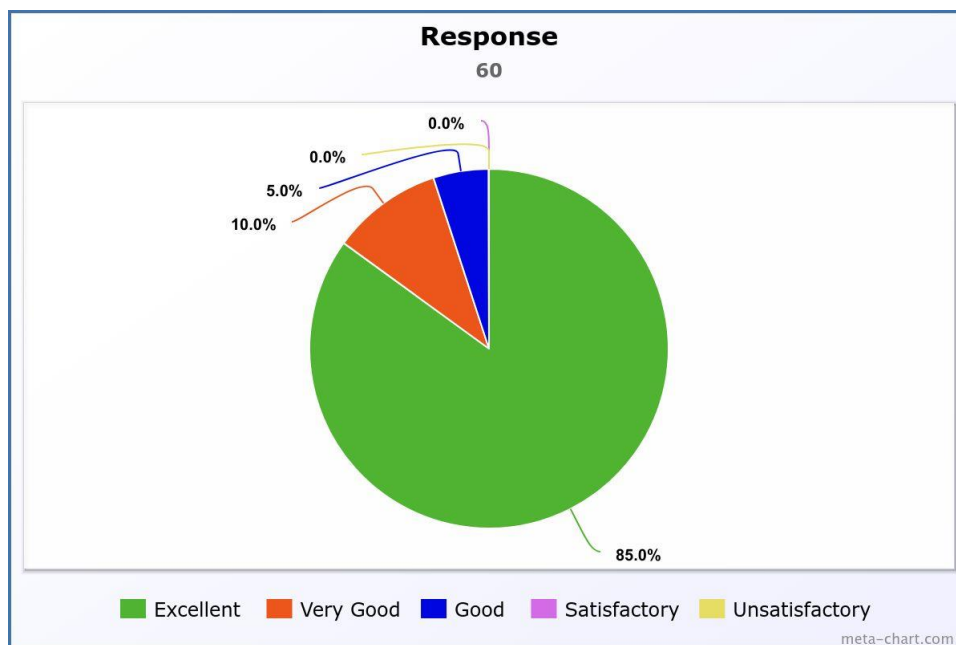
Signature
Principal
MURAZAR COLLEGE
P.O. Murazar
Hojai (Assam)




Q.3: How Supportive faculty members did you find ?

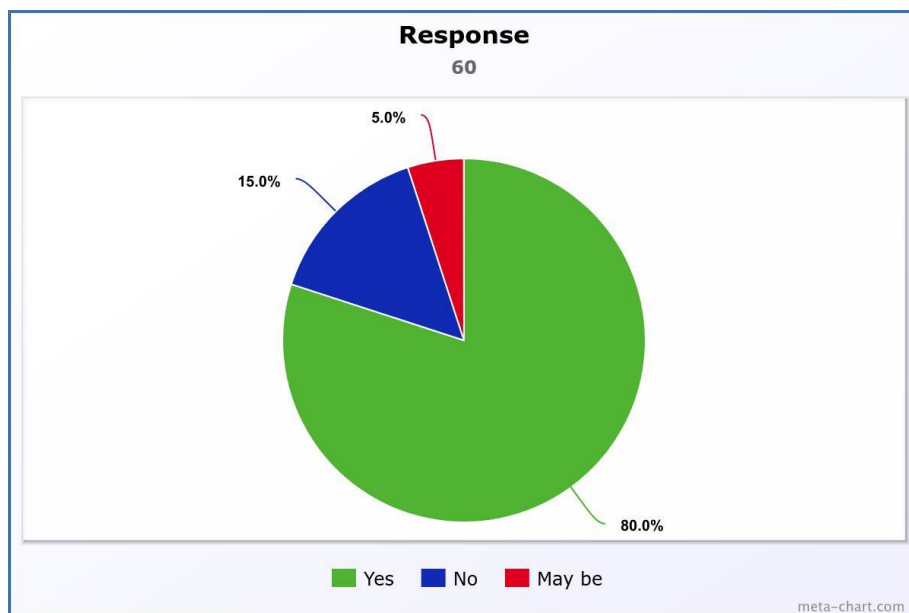


Q.4: Do you think that the overall atmosphere in the College is Conducive for leaning ?

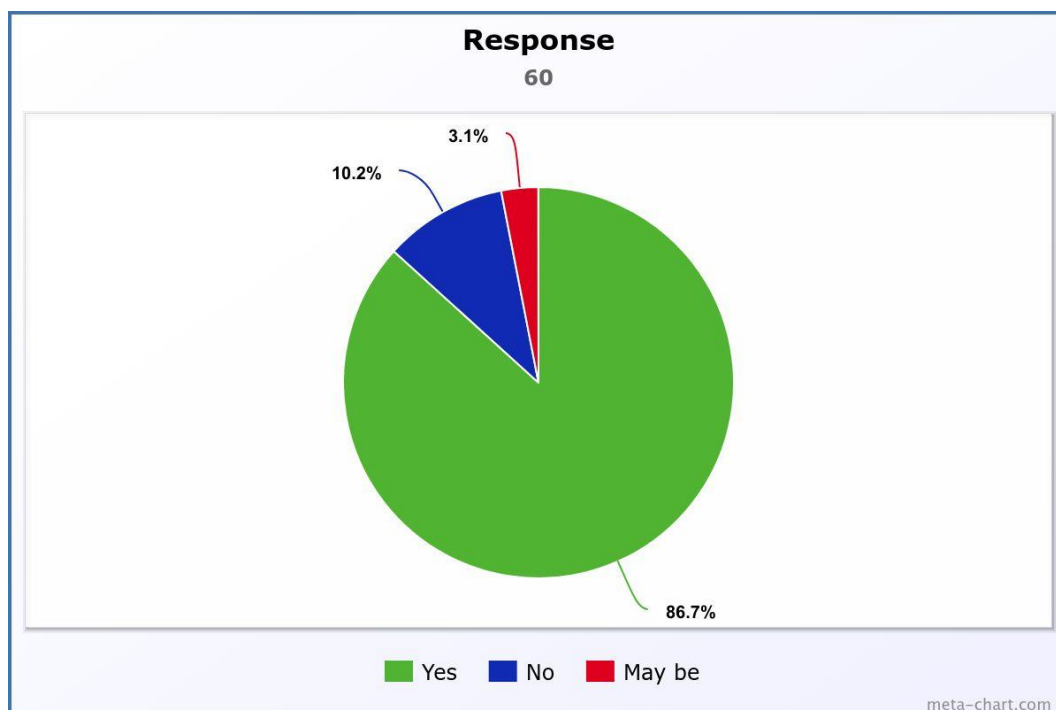



Principal
MURAZAR COLLEGE
P.O. Murazar
Hojai (Assam)

Q.5: Do the contents of the syllabus have given opportunity for employability?

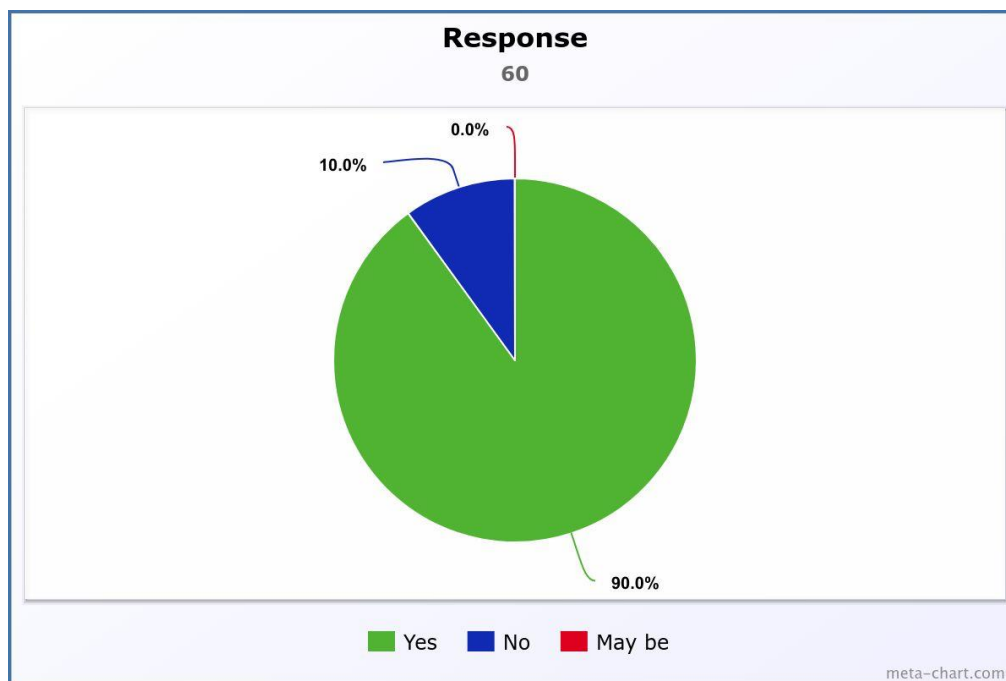


Q.6: Has the syllabus been able to full fill your expectation?

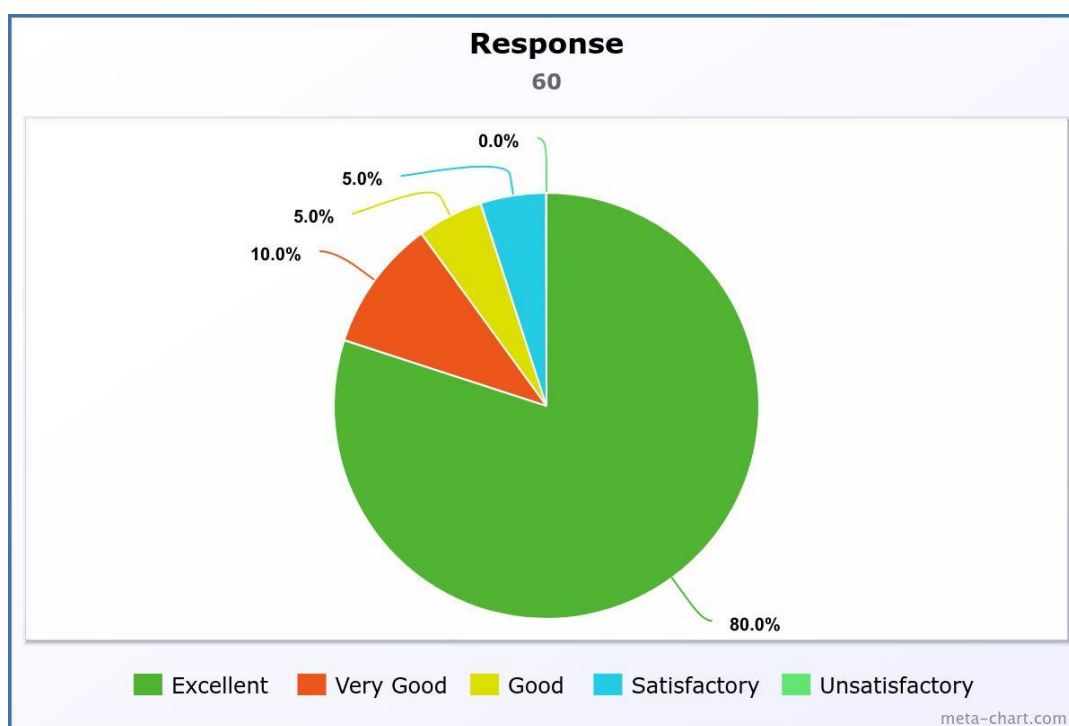


Q.7: Will you recommended this college to others for study?

Signature
Principal
MURAZAR COLLEGE
P.O. Murazar
Hojai (Assam)



Q.8: Overall rating of the college.



AAW
Principal
MURAZAR COLLEGE
P.O. Murazar
Hojai (Assam)